

Having a Cystoscopy



Endoscopy Unit

patientinformation

Hearing about your experience of our services is very important as it means we can pass compliments on to our staff and make improvements where necessary. Tell us what you think by emailing us at: yourexperience@rothgen.nhs.uk

Slovak

Ak vy alebo niekto koho poznáte potrebujete pomoc pri pochopení alebo čítaní tohto dokumentu, prosím kontaktujte nás na vyššie uvedenom čísle alebo nám pošlite e-mail.

Slovensky

Kurdish Sorani

کوردی سۆرانی
نەگەر تۆ یان کەسێک کە تۆ دەیناسی پێویستی بەیارمەتی هەبێت بۆ ئەوەی ئەم بەلگەنامە بە تێبگات یان بێخوێنتەوه، تکایە پەیوەندیمان پێوه بکە لەسەر ئەم ژمارەیە سەروددا یان بەو نێمەیلە.

Arabic

عربی
إذا كنت أنت أو أي شخص تعرفه بحاجة إلى مساعدة لفهم أو قراءة هذه الوثيقة، الرجاء الاتصال على الرقم اعلاه، أو مراسلتنا عبر البريد الإلكتروني

Urdu

آردو
اگر آپ یا آپ کے جاننے والے کسی شخص کو اس دستاویز کو سمجھنے یا پڑھنے کیلئے مدد کی ضرورت ہے تو برائے مہربانی مندرجہ بالا نمبر پر ہم سے رابطہ کریں یا ہمیں ای میل کریں۔

Farsi

فارسی
اگر جناب عالی یا شخص دیگری که شما او را می شناسید برای خواندن یا فهمیدن این مدارک نیاز به کمک دارد لطفاً با ما بوسیله شماره بالا یا ایمیل تماس حاصل فرمایید.

If you require this document in another language, large print, braille or audio version, please contact Patient Information on 01709 424281 or email patientinformation@rothgen.nhs.uk

Having a Cystoscopy

Welcome to the Endoscopy Unit

The Unit is situated on the Level 'C' main corridor, next door to the Chapel.

The purpose built unit was opened in September 1994, to undertake various endoscopic procedures.

Your appointment is classed as a Clinical Procedure and not an out-patient appointment.

Opening Times

Monday 8.00am - 8.00pm

Tuesday to Friday 8.00am - 6.00pm

Weekends & Bank Holiday Closed

Telephone

For general enquiries, both you, your relatives and friends may dial directly to the department's reception desk (by-passing switchboard)

The Reception number is

Rotherham (01709) 424439

Nurse Consultant in Charge of the Unit

Mrs J D'Silva (01709) 427287

Head Nurse

Mrs D Timms (01709) 427237

Endoscopy Sisters

Sister J Bonser

Sister L Kinteh

(01709) 424450

Having a Cystoscopy

Please read this information booklet before signing your consent form

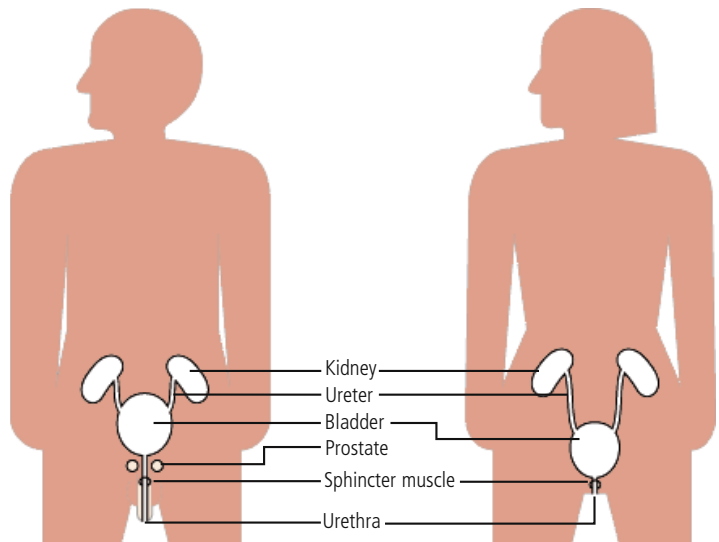
If you need to change your appointment, the number is (01709) 427277

Introduction

Arrangements have been made for an examination of the inside of your bladder. This procedure is called a Flexible Cystoscopy.

What is Flexible Cystoscopy

The Cystoscope is a thin flexible tube (slimmer than a pencil) with a bright light at the end. The Image can be seen on a television screen and you will be able to watch the procedure if you wish. The Cystoscope is passed down the urethra so the Doctor is able to examine the inside of the bladder and the urethra.



Is there an alternative?

Cystoscopy is an accurate investigation to find the cause of your symptoms. However, you could discuss the options with the Doctor.

On arrival at the Hospital

On arrival at the Endoscopy Unit, report to the reception desk where your personal details will be checked. A member of the Nursing staff will then take you to the changing area where you will change into a gown.

The procedure will be explained if necessary. Depending on the Consultant, you may or may not be asked to empty your bladder, prior to the procedure being performed. A fresh sample of urine for testing may be required on admission to the Unit.

How is the Flexible Cystoscopy performed?

In the examination room, the Doctor will take your medical history.

You will be asked to lay on the couch on your back. A nurse will be at your side throughout the procedure and explain what is going to happen next.

The Doctor will clean between your legs with a mild antiseptic solution, and using drapes, will maintain your dignity at all times. A local anaesthetic gel may be used, which numbs and lubricates the urethra. The Doctor gently inserts the tip of the instrument into the urethra, advancing slowly into the bladder. Fluid is run into the bladder through the cystoscope, to enable the Doctor to have a clear view.

Is it painful?

No, but whilst the bladder is being filled, you may have some slight discomfort.

How long does the procedure take?

Less than 5 minutes, on average, The time may depend on whether tissue samples have to be taken.

Having a Cystoscopy

Biopsies - (Tissue Sampling)

Occasionally, the doctor may need to take a biopsy specimen from the bladder for analysis/testing in the laboratory. A very small piece of tissue is obtained, painlessly, through the cystoscope, using tiny forceps. There may be slight bleeding when passing urine for up to 24 hours after the procedure.

On completion of the Flexible Cystoscopy

You may find it necessary to empty your bladder. A further specimen of urine may be required for testing. If, after the procedure, the urine is blood stained, you will be asked to drink plenty of fluids to clear the urine, before you are discharged from the Unit.

What are the effects of Flexible Cystoscopy?

The majority of patients have no trouble after this procedure. A mild burning on passing urine usually subsides after a day or so. Drinking extra water usually eases this symptom.

Drinking extra water will help!

Going home

An occasional problem after having a flexible cystoscopy is an infection in your urine. If you have a temperature, pain, persistent burning or bleeding when passing water, you must contact your General Practitioner.

How to contact us

Endoscopy Service

Telephone 01709 427287

Switchboard

Telephone 01709 820000

Useful contact numbers

NHS 111 Service

Telephone 111

Health Info

Telephone 01709 427190

Stop Smoking Service

Telephone 01709 422444

A&E

Telephone 01709 424455

For GP out of hours, contact your surgery

Useful websites

www.therotherhamft.nhs.uk

www.nhs.uk

www.gov.uk

We value your comments

If you have any comments or concerns about the services we have provided please let us know, or alternatively you can contact the Patient Experience Team.

Patient Experience Team

The Oldfield Centre
The Rotherham NHS
Foundation Trust
Rotherham Hospital
Moorgate Road
Rotherham
S60 2UD

Telephone: 01709 424461

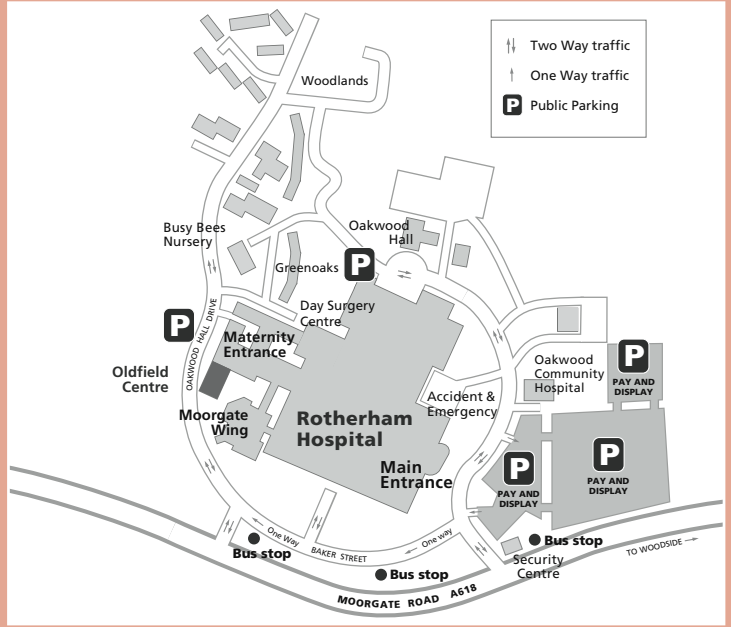
Monday to Friday

9.00am until 4.00pm

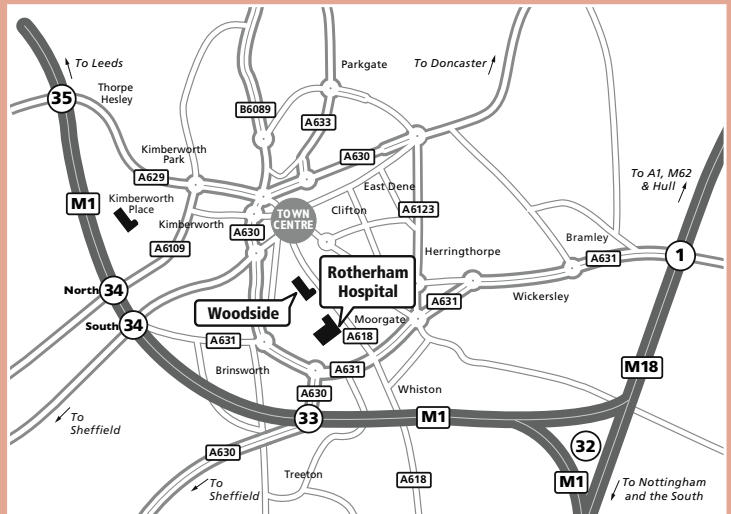
Email: yourexperience@rothgen.nhs.uk

How to find us

Hospital site plan



Rotherham main routes





LS 158 01/15 V10 Jones & Brooks



The Rotherham **NHS**
NHS Foundation Trust

Rotherham Hospital
Moorgate Road
Oakwood
Rotherham
S60 2UD

Telephone 01709 820000
www.therotherhamft.nhs.uk

